

Randall Whitlock, doing business as  
**MoiRandall's**  
 Featuring Randwulf's Sewing Patterns  
 Historically Inspired Costume Items  
 PO Box 39504  
 Phoenix AZ 85069  
 www.moirandalls.com randwhit@moirandalls.com

## Patterns Catalog 20

Sent \_\_\_\_\_

Prices and terms will be honored for six months following the date sent.

MoiRandall's is the business name created by Randall Whitlock in 1990 to showcase his original and historically inspired designs, including the Randwulf's line of sewing patterns. Randall is often seen at Arizona renaissance faires and science fiction conventions.

**All Prices include shipping to US addresses by US mail.**



### Randwulf's Beer Maiden Bodice by Randall Whitlock

This is a basic ladies' vest fitted at the bust with curved seams. The pattern comes with a 24 by 36 inch blueprinted pattern sheet and an illustrated instruction manual which explains how to adapt the pattern for a variety of renaissance and fantasy looks by adding sleeves, skirts, and modesty panels.

The pattern sheet includes bust sizes from 32 to 42 inches. The instruction manual includes directions for adjusting the pattern for different sizes and figure types.

Pattern for Randwulf's Beer Maiden Bodice: \$8.00

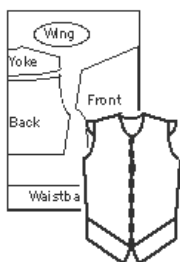
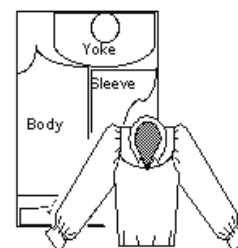


### Randwulf's Pirate Shirt by Randall Whitlock

This is a full-sleeved, yoke-topped shirt suitable for Renaissance, Highland, and Fantasy Costumes. The **Randwulf's Pirate Shirt** pattern comes with a 24 by 36 inch pattern sheet and an illustrated instruction manual.

The pattern sheet includes sizes up to a 48-inch chest. (Some of the pattern pieces are drawn shortened along straight lines.) The instruction manual includes directions for expanding the pattern for plus sizes, alternative cuffs and collars, and several alternative uses for the pattern.

Pattern for Randwulf's Pirate Shirt: \$8.00



### Randwulf's Doublet by Randall Whitlock

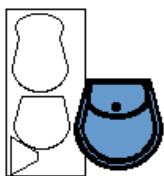
This waist-length vest is suitable for simple Elizabethan or Highland costumes, or as a modern field vest. It features wing epaulets and can be made with buttons or a grommeted, lace-up front closure. The pattern comes with a 24 by 36 inch pattern sheet and an illustrated instruction manual. The pattern sheet includes sizes up to a 46-inch chest.

The instruction manual includes directions on how to expand the pattern for even larger sizes, how to add a dags and slashes, how to add fitting seams to make the doublet into a lady's bodice, and how to adjust the neckline to different shapes.

Pattern for Randwulf's Doublet: \$8.00

**OOPS!** I received a whole run of Randwulf's Doublets from the printer in which the pattern sheet is flipped left for right. You'd need to read the labels in a mirror, but the pattern pieces are the correct sizes and shapes. The instruction manuals are perfectly normal. You can have the flip-flopped pattern at substantial discount.

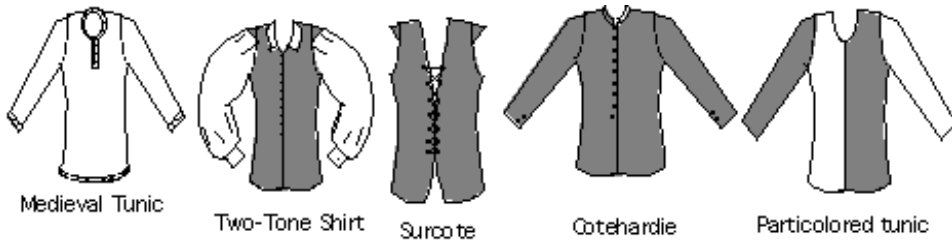
Flip-Flopped Pattern for Randwulf's Doublet (with normal instruction manual): \$5.00



### Randwulf's Belt Pouch by Randall Whitlock

This is a round-bottomed, flap-covered purse suitable for use as a belt pouch or as a Scotsman's sporran. The pattern is printed on a 24 by 36 inch sheet with illustrated directions. It includes three different sizes of pouch and step by step instructions for making the pouch in belt pouch, sporran, and shoulder bag configurations.

Pattern for Randwulf's Belt Pouch: \$5.00

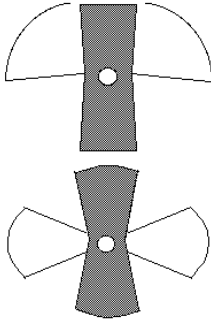


**Randwulf's Quarterly Tunic**  
by Randall Whitlock.

This is a very versatile basic tunic pattern suitable for making medieval tunics, lace-up surcotes, cotehardies, particolored tunics, and full-sleeved renaissance shirts.

The pattern comes with two 24 by 36 inch pattern sheets and an illustrated instruction manual which gives the basic body, two different sleeves, and three different collars. The two sleeves can be conjoined into a third. Directions are given for expanding the pattern to plus sizes and for fitting the tunic for feminine figures with darts or curved seams. Many combinations are possible.

**Pattern for Randwulf's Quarterly Tunic: \$9.00**



**Randwulf's Mandelion** by Randall Whitlock

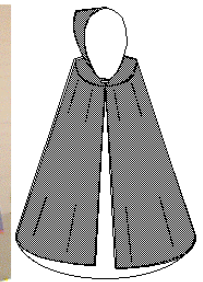
Based on uniforms from the many *Three Musketeers* films, this half-cloak is semicircular in the back and square in the front. It is a sort of tabard with arc-shaped wing sleeves. Excellent for heraldic display, honor guards, and rapier-fighting groups. The Mandelion can be made in two different configurations with sleeves attached to the back (to form a short cape) or free-swinging from the shoulder.

The **Randwulf's Mandelion** pattern is printed on a 24 by 36 inch sheet with adjustable shoulder sizes and illustrated directions.

**Pattern for Randwulf's Mandelion: \$5.00**

**Randwulf's Yoked Cloak** by Randall Whitlock

This is a hooded half-circle cape fitted at the shoulder with a rounded yoke. The **Randwulf's Yoked Cloak** Pattern includes full-size hood and yoke pieces on a 24 by 36 inch sheet with illustrated directions for cutting the cape body (which is too large to include on the pattern sheet). The cape in the picture above was made with red piping to show you the seam locations. *Randwulf's Yoked Cloak* is also included in *Randwulf's Collection of Capes*, described below.



**Pattern for Randwulf's Yoked Cloak: \$5.00.**



**Randwulf's Collection of Capes**  
by Randall Whitlock

This package includes **Randwulf's 4-Panel Cape**, a full-size pattern for an approximately half-circle cape with patterns for a hood and four different collars. The pattern is printed on two 36 by 48-inch sheets. Also included is a new draft of **Randwulf's Yoked Cloak** and a 17-page instruction manual with directions for building the 4-panel cape with or without the pattern, adding a circular capelet, building a one-panel half-circle cape with darted shoulders, and building a medieval cowl.

**Randwulf's Collection of Capes: \$20.00.**

**Randwulf's Round Hats** by Randall Whitlock.

This pattern makes a variety of medieval, renaissance, and highland caps including the Balmorral, Beret, Tam O'Shanter, Six-Gore Tam, Muffin Cap, and Flatcap. The pattern package comes with a 24 by 36 inch pattern sheet and an illustrated instruction manual.

**Pattern for Randwulf's Round Hats: \$8.00**



*The Tam O'Shanter*



*The Muffin Cap*



*The Balmorral*



*The Beret*




*The Six-Gore Tam*



*The Flatcap*



### The Glengarry Bonnet




### Randwulf's Glengarry Bonnet by Randall Whitlock.

The Glengarry is a Scottish bonnet with a military flair. This cap is said to have been invented by McDonnell of Glengarry for King George IV's 1828 visit to the highlands. Glengarrys have been part of British Army uniform since 1851.

Unlike commercially produced glengarrys (which are made of knit hoods shaped over a

wooden block), the Randwulf's Glengarry pattern shows you how to form the distinct crown shape with seams using an ordinary sewing machine. The **Randwulf's Glengarry Bonnet** Pattern is printed on a 24 by 28-inch sheet with detailed, illustrated directions.

Pattern for **Randwulf's Glengarry Bonnet** \$5.00



### Randwulf's Ramblings on Costume, Volume 1 by Randall Whitlock

This booklet is a collection of published how-to articles on costuming. Topics include:

- Renaissance Shirt (an early draft of Randwulf's Pirate Shirt).
- Circular Tabards (an entirely different cut of mandelion).
- Cavalier Boots (how to disguise your cowboy or motorcycle boots for the renfaire).
- Belt Pouches (two compressed drafts of Randwulf's Belt Pouch).
- How to Wrap a Great Kilt (fold it, roll it, belt it--you're a highlander).
- Fitted Tights (draft your own tailor-fitted leggings).
- Masquerades (a humorous look at my favorite SF Convention event).



Illustrated by the author. Twenty-Six (8.5 by 11") pages with a plastic comb binder.

**Randwulf's Ramblings on Costume, Volume I:** \$7.00

### Randwulf's Ramblings on Costume, Volume 2: Yardstick and Chalk by Randall Whitlock

Following up on Volume 1, 14 years later, this collection includes:

- Capes and Cowls
- Cavalier Gloves
- Gaelic for Costumers
- Dice Bags, Swag Bags, Shopping Bags
- Medieval Disguises for your Pavilion and Cooler
- Presentation for SF Hall Costumes and Stage Costumes
- Editorials, Cartoons, Humor pieces

Illustrated by the author. Fifty-Five (8.5 by 11") pages with a plastic comb or spiral binder.

**Yardstick and Chalk:** \$16.00



### Randwulf's Arming Coif by Randall Whitlock.

This is a simple pattern for a two-panel, stretchy, close-fitting hood. It goes well under a helmet or chain mail for hair and perspiration control. It's a lot easier to wash than your helmet padding and helps keep your hair from being pulled out by the roots. Prevent mail-pattern baldness! The Arming Coif is also good as an extra layer of insulation under your hood.

The **Randwulf's Arming Coif** Pattern is printed on a 17 by 24-inch sheet with directions included.

Pattern for **Randwulf's Arming Coif** \$3.00





**Randwulf's Jester Cap and Skullcap** by Randall Whitlock.

Makes a simple fool's cap with two to six "horns" or a not-so-foolish skullcap for ecclesiastical personas and your own designs.


The **Randwulf's Jester Cap and Skullcap** Pattern is printed on a mix of letter and legal-size pages which include four-panel and six-panel versions of the cap in sizes from 14 to 26 inches around the forehead.

**Pattern for Randwulf's Jester Cap and Skullcap \$4.00**

**Randwulf's Biggin** by Randall Whitlock

Makes a close-fitting hood that ties under the chin. A popular garment among medieval reenactors for men, women and children, the biggin can be made from practically any fabric. The pattern is printed on two 11 by 17-inch sheets with sizes from 16 to 25 inches around the forehead.

Pattern for **Randwulf's Biggin**: \$4.00



**Randwulf's Ellipsoidal Parachute for Model Rockets** by Randall Whitlock

This pattern makes a basic dome-shaped parachute suitable for use in model and high-power rockets. The package includes an 11 by 17-inch pattern sheet for eight-section parachutes from 12 to 24-inch diameters, a 24 by 36-inch pattern sheet for ten-section parachutes from 24 to 48 inches, optional spill hole facings, and an illustrated instruction manual.

**Randwulf's Ellipsoidal Parachute Pattern: \$8.00**


## From Other Authors



**So You're Going to Wear the Kilt**, 3rd Edition by J. Charles Thompson.

This practical, richly illustrated book guides the reader on how to acquire, accessorize, and properly wear the modern Highland Dress. 120 pages, soft cover.

**So You're Going to Wear the Kilt: \$15.00**



**Elizabethan Costuming for the Years 1550-1580** by Janet Winter & Carolyn Savoy.

This is an excellent how-to for anyone interested in the time of Shakespeare, whether you are a serious reenactor or a casual renfaire visitor. Peasant, middle-class, and nobles' costumes are covered for men and women. Lots of useful illustrations and diagrams, presented with a warm sense of humor. Soft cover, 200 large pages.

**Elizabethan Costuming for the Years 1550-1580 \$17.00.**

**Victorian Costuming, Volume I: 1840 to 1865**

by Janet Winter and Carolyn Savoy

Practical how-to directions with lots of illustrations for those who wish to build clothes from the first half of Queen Victoria's reign. The clothes are described in their historical context. The authors emphasize that these are the real clothes worn by real people of the past. Soft cover, 124 large pages.

**Victorian Costuming, Volume I: 1840 to 1865 \$12.00.**



**Sparrowhawk Keltai Moc** by Sparrowhawk

Pattern for a front-lacing boot moccasin suitable for medieval and mountain men events. They can be made in three different heights, with or without rough cuffs. Specify size Small (men's shoe sizes 5,6,7), Medium (sizes 8,9,10) or Large (sizes 11, 12, 13).

**Sparrowhawk Keltai Moc \$12.00.**

**Smoke & Fire Gillie Brogues** by Donlyn Meyers

These traditional Celtic shoes can be traced back to Roman times in Ireland and Scotland. The shoe is made from a single flat piece of leather with a complicated outline which is drawn about the foot with a thong. A short seam behind the heel improves fit. The pattern sheets include men's shoe sizes 7 through 11.


**Pattern for Gillie Brogues: \$7.00**



**Smoke & Fire Scottish Kilt Instructions** by Linda Byrd

Includes separate articles on how to fold and wrap the ancient **Great Kilt**, how to tailor the **Small Kilt**, and some background information on the **Tartan** fabric. Note that these are illustrated directions, not a pattern. Conventional flat patterns do not work for kilts since the depth and spacing of pleats is different for every different plaid.

**Scottish Kilt Instructions: \$7.00**



**The Pavilion Book**  
by John LaTorre

Here is a useful guide to obtaining and maintaining a medieval tent. 160 pages, soft cover, illustrated by the author.

Mr. LaTorre is a tentmaker/sailmaker/glider maker with more than thirty years experience building and working with medieval-style pavilions within the Society For Creative Anachronism, where he is known as Master Johann von Drachenfels. This 160-page soft-cover book is his compilation of important concepts, tips, and tricks for your own tent. Even if you are a cheater like me in a disguised mundane popup, you'll find plenty of useful advice on tools, materials, and troubleshooting. Mr. LaTorre's prose is as clear as a fine page-turner novel.

Good things I took out of the book immediately include:

- Square tent pegs are easier for teardown. Just give them a quarter-turn and the square peg makes a round hole. They come right up when you want them.
- Fine instructions for washing your tent and preventing mildew.
- Much-needed advice on fireproofing.
- Complete directions for building the "BC Type Sunshade" a very simple pavilion, great for daytime events here in the sunny southwest.

**The Pavilion Book** \$18.00 (includes US postage)

[Communications and Placing Orders](#)  
(Warning: Humor attempts included.)

[MoiRandall's](#) (a proprietorship registered with the Arizona Department of Revenue and the City of Phoenix) is a "Doing Business As" name for Randall Whitlock. You are dealing with a real person here, not a faceless corporation.

I'm not easy to reach by telephone, but the best times to try are 6 to 9 PM, Mountain Standard Time at (602) 995-7514. I have a day job, so I'm unlikely to be home 8AM to 6PM weekdays. [Expect the answering machine](#). Phoenix is the junk-call capital of the known universe, with ten spams for every real call. Understandably, my answering machine is used to screen calls. I never pick up before the caller starts to leave a message. Please do not take offense at the comic voicemail greeting. Just leave a message and I'll get back to you. Please speak slowly and repeat important information twice, such as addresses and phone numbers. I operate from my home, so please don't call too late at night. Please keep track of time zones and remember that Arizona doesn't do daylight savings time.

Please send written orders, inquiries, and payment to my mailbox: [Randall Whitlock , MoiRandall's, PO Box 39504, Phoenix AZ 85069, USA](#) . Orders will not be shipped until payment is received. (I've been conned before.)

Questions can be e-mailed to [randwhit@moirandalls.com](mailto:randwhit@moirandalls.com) . I love e-mail. It's free whether you're down the block or across an ocean. Please use a subject line that makes sense. Blank subject lines and "Hello" will be presumed spam.

Personal checks (non-rubber) are okay. Cashier's Checks and Money Orders are better. An acceptable personal check must be bank-imprinted with the signer's legal name and an accurate address. Please write in your current phone number. Believe it or not, someone once tried to pass me a check with nothing on it but a medieval society persona name! I do not currently take credit cards or Paypal.

Since I am not a corporation, checks or money orders should be written to "[Randall Whitlock.](#)" Shipping by US Mail to US addresses is included in the prices.

The [Randwulf's](#) line of patterns is available wholesale to qualified merchants or nonprofit groups. Please inquire. No, I do not ship to Nigeria. I don't care if you are the widow of a deposed government official.

[The MoiRandall's Web Catalog](#): Please visit my web site at [www.moirandalls.com](http://www.moirandalls.com) . The site includes an online version of this catalog with color pictures, a measurement guide, some ready-to-wear clothing items, and links to other web sites of interest to the costumer and re-creationist.

[To get updates of this catalog](#): Download it from [www.moirandalls.com](http://www.moirandalls.com), e-mail a request to [randwhit@moirandalls.com](mailto:randwhit@moirandalls.com), or send one first-class postage stamp (or an International Reply Coupon) to my mailbox.

[Copyright Statement](#): Copyrights for the words and images in the MoiRandall's Catalog belong to Randall Whitlock or are used by special permission of other publishers for resale of their products. You have my permission to copy this catalog so long as the [entire](#) catalog is copied and copies are distributed free of charge. This catalog is part of how the Whitlock family makes its living and is not intended to be someone else's clip-art gallery.